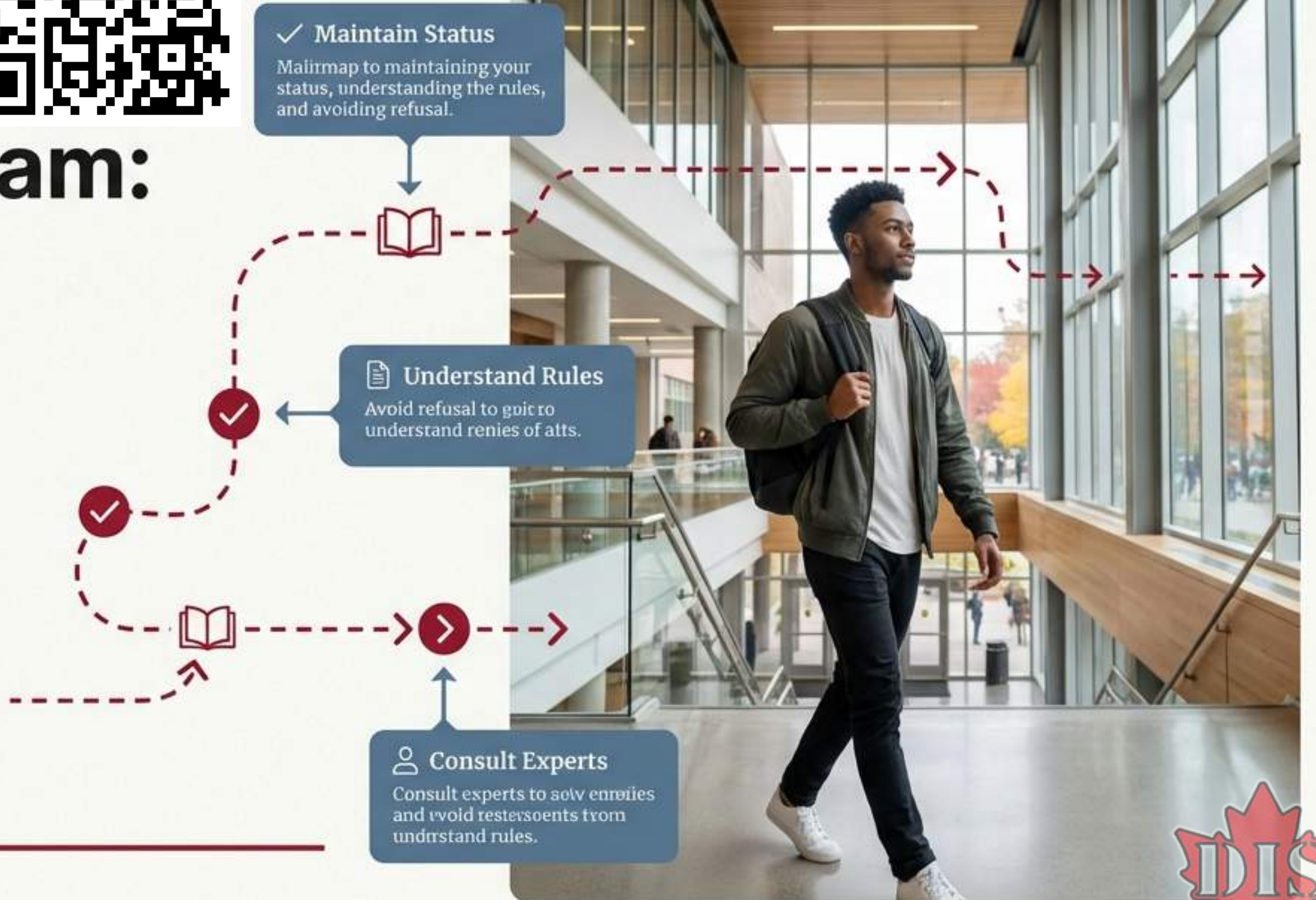




# Secure Your Canadian Dream: The Strategic Guide to Study Permit Extensions.

A roadmap to maintaining your status, understanding the rules, and avoiding refusal.

Your status is the foundation of your life in Canada.





# The Expiry Date is the Only Thing Standing Between You and Your Degree.

## The Reality Check

Whether you need more time to finish a degree or are transitioning to a Master's, maintaining legal status is non-negotiable. You must prove to IRCC that you are still a "bona fide" student actively pursuing studies.

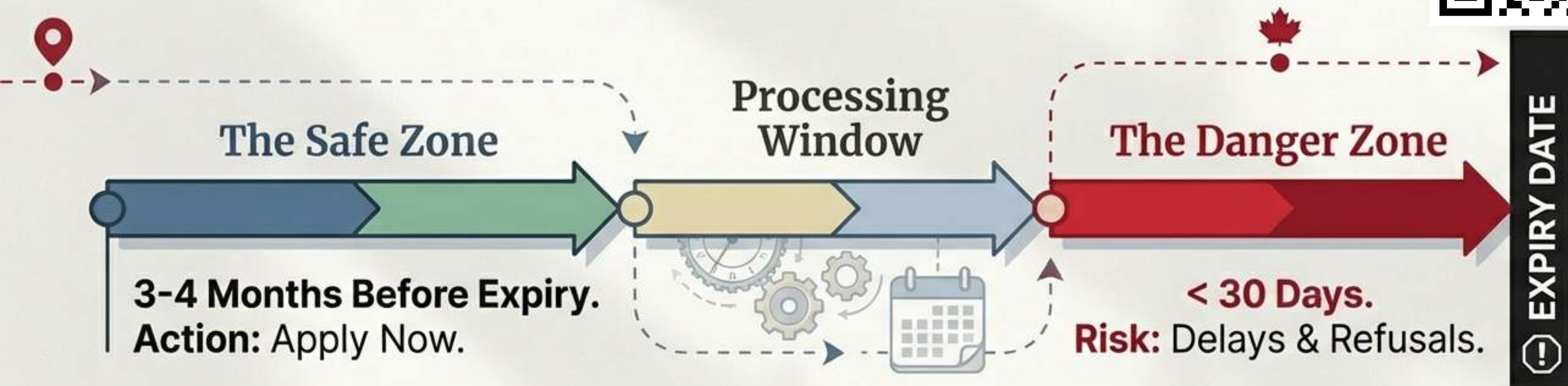

Current Processing Reality:  
**150–220 Days  
(5+ Months)**

A simple renewal has become a complex legal hurdle.





# The Golden Rule: Apply 90–120 Days Before Expiry.



## Important Note

**Crucial:** IRCC cannot issue a permit past the validity of your passport. Check your passport expiry immediately. If it expires soon, renew it **BEFORE** applying.





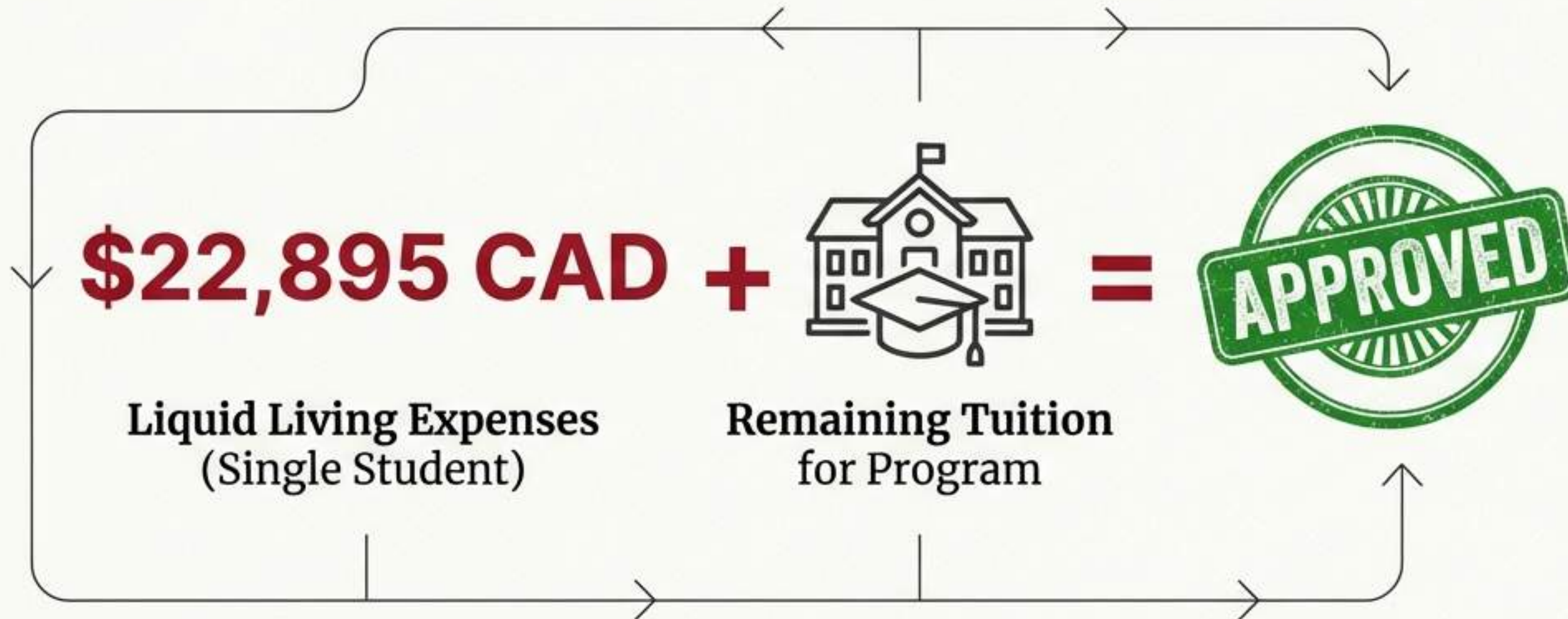
# Understanding 'Maintained Status' (Formerly Implied Status)







# The Financial Hurdle (2025/2026 Standards).



## Supporting Evidence Required

- Proof of paid tuition OR funds for future semesters.
- 4 months of detailed bank statements.
- New Letter of Support (if funded by parents).





# The “Changing Schools” Trap

Critical Update (Nov 2024): Know Your Application Type

## Scenario A: Same School



Apply for:  
**STUDY PERMIT EXTENSION**

Continue studying seamlessly



**Bonus:** Exempt from Provincial Attestation Letter (PAL).

## Scenario B: Changing DLIs



Apply for:  
**NEW STUDY PERMIT**



**DO NOT apply for an extension.**  
Using the wrong form can lead to immediate refusal.



# The Essential Eligibility Checklist.

## Academic Requirements

- ✓ **Letter of Enrollment**  
(Confirming registration & expected completion date).
- ✓ **Official Transcripts**  
(Must prove 'Academic Progress').

IRCC scrutinizes unauthorized leaves vs. authorized gaps. You must be a 'bona fide' student.

## Administrative Requirements

- ✓ **Valid Status**  
(Application submitted before current expiry).
- ✓ **Biometrics**  
(\$85 CAD fee, valid for 10 years).
- ✓ **Letter of Explanation**  
(Detail why more time is needed, e.g., "Reduced course load due to illness").



# The 5-Step Application Process.



## Passport Check.

Ensure validity covers extension.

## School Docs.

Request Letter of Enrollment & Transcripts.

## Proof of Means.

Gather statements (\$22,895+).

## Submit Online.

Log in to IRCC portal & pay fees.

## The Waiting Game.

Stay in Canada to preserve status.



# Fees & Estimated Timelines (2026 Estimates).

FEE TYPE	AMOUNT/TIMELINE
Government Application Fee	\$150 CAD
Biometrics Fee	\$85 CAD (if required)
Minimum Living Funds	\$22,895 CAD/year (liquid)
Restoration Fee	\$229 CAD (only if deadline missed)
<b>Processing Time</b>	<b>150 – 220 Days (Significant backlogs)</b>

Estimates subject to change by IRCC.



# Why Refusals Happen: Red Flags to Avoid.



## Academic Stagnation

Failing grades, multiple program changes, or unjustified gaps lead officers to doubt you are a “bona fide” student.



## Financial Insufficiency

Failing to show the updated \$22,895 CAD cost-of-living amount plus tuition.




## Wrong Application Type

Applying for an extension when changing schools (instead of a new permit).

Refusals are increasing; meticulous documentation is your defense.



# Missed the Deadline? The Path to Restoration.





# Frequently Asked Questions

**Q: Can I travel while waiting?**

A: ⚠️ It is risky. Leaving Canada forfeits Maintained Status. You cannot study or work upon re-entry until the physical permit is issued.

**Q: Can I work while processing?**

A: ✅ Yes, under Maintained Status, provided you applied before expiry and your previous permit allowed work.

**Q: Do I need a Provincial Attestation Letter (PAL)?**

A: 📄 Generally, no. Extensions to continue at the same DLI are currently exempt.



# Summary: Your Keys to Approval.



## 1. Apply Early.

Submit 90–120 days before expiry. Don't let the clock run out.

## 2. Stay Put.

Remain in Canada to benefit from Maintained Status and continue your life uninterrupted.

## 3. Prove the Money.

Show \$22,895 CAD + Tuition in liquid funds.

**Goal:** Secure your stay so you can focus on your grades, not your paperwork.



# Don't Navigate the IRCC Maze Alone.

## The Stakes:

A simple paperwork error or missed deadline can jeopardize your degree and your future Post-Graduation Work Permit (PGWP).

## The Solution:

Dara Immigration Services ensures your status remains secure.



Cell./WhatsApp: 001-778-2392444  
Telegram: @Dara\_immigration  
Email: [daraimmigration@gmail.com](mailto:daraimmigration@gmail.com)  
Website: [www.Daraimmigration.Com](http://www.Daraimmigration.Com)

Add.: 212-515, West Pender St., Vancouver  
V6B 6H5, BC, Canada



**Contact DIS Today**

**Disclaimer:** This guide provides general information and does not constitute legal advice. Immigration policies change frequently.