

Turning a 'No' into a 'Yes'

Navigating Study Permit Refusals in Canada

A 2025 Guide to Overcoming Rejections, Understanding AI Decisions, and The Federal Court Pilot.



A refusal is a pause, not a permanent ban.


For many, a refusal feels like a door slamming on the “Canadian Dream.” But often, it is simply a request for better evidence. A refusal is not a rejection of you; it is a rejection of your application.

The 2025 Context

Refusal rates have risen significantly as IRCC adopts automated AI tools to process initial applications. Genuine students are often rejected for vague reasons.

Key Takeaways

- ✓ **Don't Panic:** Most refusals are fixable.
- ✓ **The Trap:** The letter you received is a generic template.
- ✓ **The Hope:** A new 2025 Pilot Project can fast-track reviews.



Diagnosis: Is it a Refusal or a Return?

Not all negative outcomes are the same. You must distinguish between a formal refusal and a returned application.

COLUMN A: The Return



Definition: Application incomplete (e.g., missing Provincial Attestation Letter, incorrect fee, blank forms).

Outcome: IRCC sends the package back without processing.

Action: Fix the error and re-submit.

Status: Does NOT count as a refusal on your permanent record.

COLUMN B: The Refusal



Definition: Officer processed the file, reviewed documents, and decided "No."

Outcome: Formal refusal letter received.

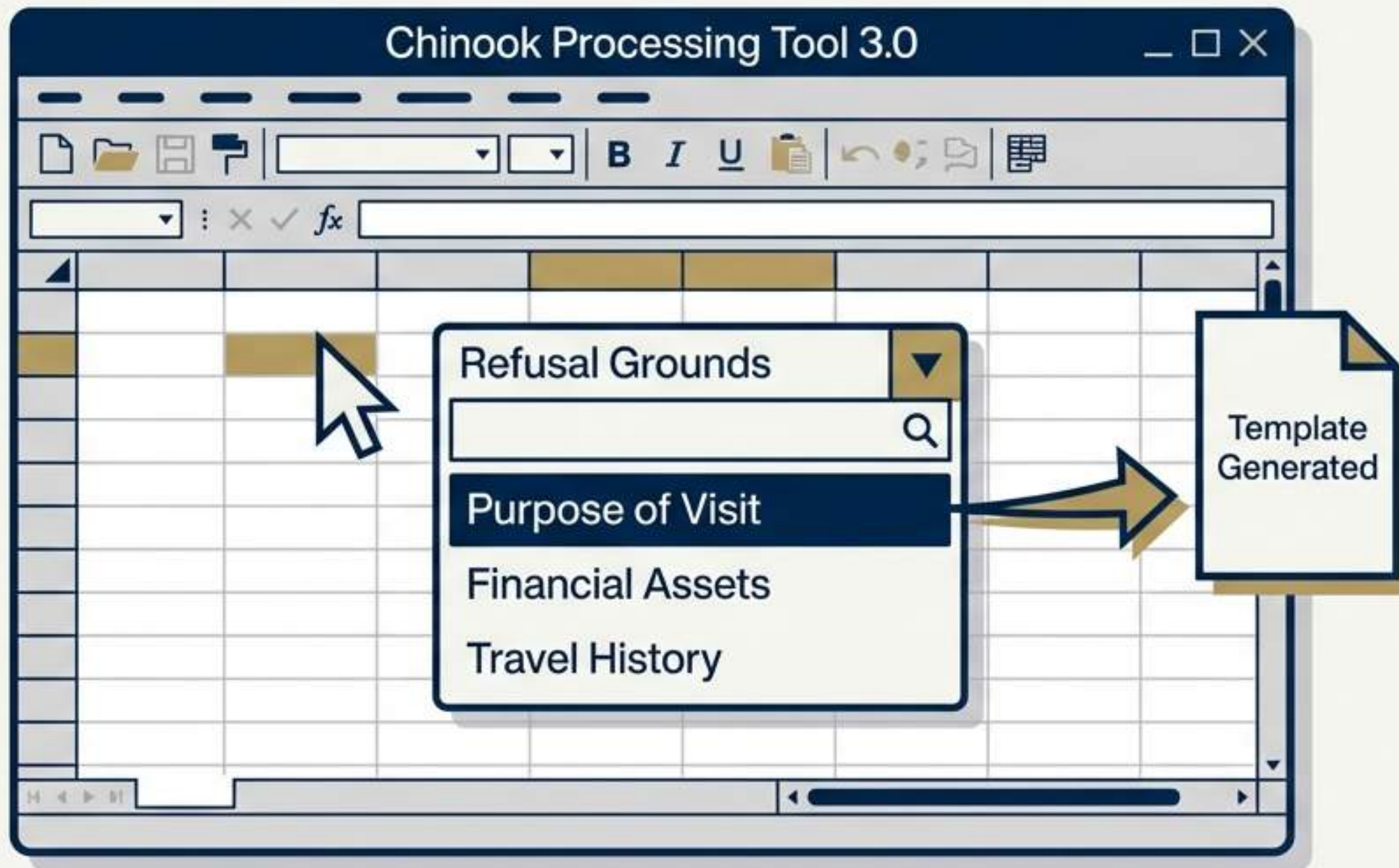
Action: Requires a strategic forensic approach.

Status: Decision recorded in permanent immigration history.



Why Your Refusal Letter is Vague

The 'Chinook' System Explained



The Tool:
IRCC uses an Excel-based tool called Chinook for efficiency.

The Process:
Officers select broad reasons from a drop-down menu.

The Output:
The system generates a generic template letter based on that selection.


The Reality Gap:
The letter rarely explains the specific concern. For example, the letter says "Purpose of Visit," but the real reason might be "Study plan does not match job history."

Takeaway: The letter is the tip of the iceberg.



The Forensic Approach: You Cannot Fix What You Cannot See

Do not simply “guess” and apply again.



Step 1: Analyze Decision

Check the refusal letter for broad categories (e.g., “Personal Assets”).

Step 2: The Critical Step

Order your Global Case Management System (GCMS) notes through an ATIP request.

What are GCMS Notes?

Detailed internal records containing the officer's written reasoning.



Strategy A: Re-Application

When to use: When the notes reveal a gap in evidence, clarity, or documentation.

The Golden Rule: NEVER re-apply with the exact same documents. A second refusal is much harder to overturn.

The DIS Methodology



1. New Letter of Explanation

Detailed narrative addressing the specific concerns found in the notes.



2. New Evidence

Documentation that directly counters the officer's doubts.



3. Clarification

Resolving any confusion caused by the first application.



Strategy B: Judicial Review & The 2025 Pilot Project

When to use: If the officer's decision was unreasonable, unfair, or ignored evidence.

Traditional
Process



2025 Study Permit
Pilot Project



-
- **The Shift:** A streamlined process for eligible study permit refusals.
 - **The Speed:** Fast-track reviews in Federal Court.
 - **The Outcome:** If successful, the Court orders a different officer to re-open and re-assess the application.

Common Pitfall #1: Purpose of Visit (Bonafides)



The Trap: Career Progression Disconnect



Scenario: A 35-year-old with a Master's degree applying for a general 2-year college diploma.

Officer's View: This looks like a downgrade in education solely to gain entry to the labor market.

The Fix: Logical Progression

Ensure the study plan makes logical sense for your career history.

Explain **WHY** this specific course is necessary for your advancement.

Common Pitfall #2: Financial Insufficiency



The Requirement:
You must prove you
can support
yourself without
working
(e.g., tuition +
\$22,895 CAD for
living expenses).




The Trap:
Sudden Funding /
Lump Sums

Officer's View: Are
these funds
actually yours, or
borrowed just for
the application?

The Fix:

1. Show a clear **history** of funds (6+ months).
2. If using a gift, provide a clear gift deed proving the money is yours and does not need to be repaid.

Common Pitfall #3: Family Ties & Dual Intent



The Concept: Dual Intent

You ARE allowed to intend to study now and become a Permanent Resident later.

HOWEVER: You must prove you **WILL** leave Canada if your permit expires and PR is not granted.



The Fix:

Provide concrete evidence of ties to your home country:

- 🏠 Property Ownership
- 👨👩👦 Immediate Family Remaining Home
- 💼 Verified Employment Prospects



Logistics: Timelines & Costs (2026 Estimates)

Item	Estimated Cost	Estimated Timeline	Key Note/Observation
ATIP Request (GCMS Notes)	\$5.00 CAD	30–60 Days	<i>Crucial first step. Delays common.</i>
Judicial Review (Pilot)	Legal Fees Apply	Under 5 Months	<i>Fast-track legal process.</i>
Re-Application Fee	\$150 CAD	Varies	<i>Must be paid again for every new attempt.</i>
Biometrics	\$0 (If Valid)	Valid 10 Years	<i>Usually do not need to repay.</i>



Busting Myths: FAQ



Cooling Off Period?

~~Myth: I have to wait 6 months.~~

Reality: No. You can re-apply immediately. BUT applying with the same documents will result in another refusal.



Am I Banned?

~~Myth: A refusal means I can never enter Canada.~~

Reality: Generally, no. It is just a denial of that specific application.
Exception: 5-year ban only for Misrepresentation (lying).



Future Visas?

~~Myth: I don't need to tell other countries.~~

Reality: Yes. It is permanently on your record. You must declare it on all future visa applications. Failure to do so is fraud.





Don't Navigate the Maze Alone



DIS
Dara Immigration
Services Inc.



**Add.: 212-515, West Pender St., Vancouver
V6B 6H5, BC, Canada**

Cell./WhatsApp: 001-778-2392444

Telegram: @Dara_immigration

Email: Daraimmigration@gmail.com

Website: Wwww.Daraimmigration.Com

A refusal is a warning sign, not the end of the road. However, a second refusal is much harder to overturn than the first. You cannot afford to make the same mistake twice.

Contact Dara Immigration Services.

We dig deep, order your notes, and build the forensic strategy to pave your path to Canada.

